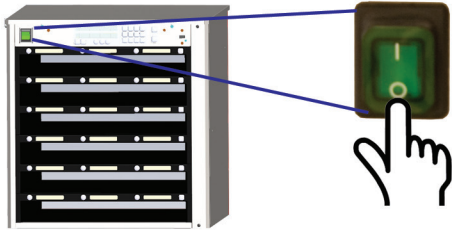



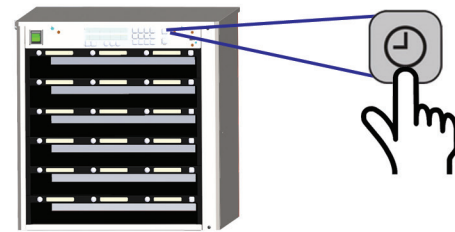
UHC Quick Reference Guide



Press the ON/OFF Switch to turn ON/OFF.



Press Item Timer Button to Start/Cancel Cycle.



Press Master Timer Button to view product time.



Change Bin Menu:


1. Press Master Display program button.


2. Select Program on Bezel.



3. Enter "1955" then OK



4. Press Item Timer Button  to the left of Item Display

5. Press Item Timer Button  to the left of Menu item desired


6. Press OK Button



7. Press Back Button  X 3

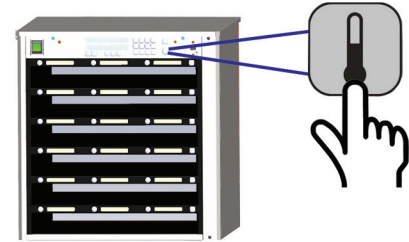


Change Row Menu Item:

1. Press Row Mode Button  (on row you want to change)

2. Press Row Mode Button until desired Menu is selected.

3. Press OK Button  on Master Display



Press Master Temperature Button to display temperature.